


Care, Diet, Tank Mates, Rearing, and Lifespan of Care Diet Tank Mates



CELESTIAL PEARL DANIO CARE GUIDE: Complete guide on Celestial Pearl Danio: care Diet, tank mates, rearing, and lifespan by LouAnne Johnson

★★★★☆ 4.8 out of 5

Language : English
File size : 1218 KB
Text-to-Speech : Enabled
Screen Reader : Supported
Enhanced typesetting : Enabled
Print length : 13 pages
Lending : Enabled



Care Diet Tank Mates are a type of fish that are often kept in aquariums. They are relatively easy to care for, but there are some things you need to know in order to keep them healthy and happy. In this guide, we will cover everything you need to know about the care, diet, tank mates, rearing, and lifespan of Care Diet Tank Mates.

Care

Care Diet Tank Mates are a hardy fish that can tolerate a wide range of water conditions. However, they do best in water that is between 72-82°F (22-28°C) and has a pH of 6.5-7.5. They also need a tank that is at least 10 gallons in size.

Care Diet Tank Mates are a social fish that do best in groups of at least 6. They are also relatively peaceful fish, but they may occasionally nip at the fins of other fish.

Diet

Care Diet Tank Mates are omnivores that will eat a variety of foods. They should be fed a diet that consists of both live and frozen foods, as well as flake food. Some of their favorite foods include brine shrimp, bloodworms, daphnia, and mysis shrimp.

Care Diet Tank Mates should be fed 2-3 times per day. The amount of food you should give them will depend on the size of your fish and the number of fish you have.

Tank Mates

Care Diet Tank Mates are compatible with a wide range of tank mates. Some good tank mates for Care Diet Tank Mates include:

*

- Corydoras catfish

*

- Neon tetras

*

- Guppies

*

- Mollies

*

- Platies

*

- Swordtails

*

- Angelfish

*

- Discus

*

- Ram cichlids

*

- Apistogramma cichlids

Care Diet Tank Mates should not be kept with fish that are known to be aggressive or fin nippers.

Rearing

Care Diet Tank Mates are relatively easy to breed in an aquarium. The first step is to get a group of fish that are at least 6 months old. The fish should be healthy and well-fed.

The next step is to prepare a breeding tank. The breeding tank should be at least 10 gallons in size and should have a pH of 6.5-7.5. The water temperature should be between 78-82°F (26-28°C).

Once the breeding tank is ready, you can add the fish. The fish will usually spawn within a few days. The eggs will hatch in 2-3 days.

The fry should be fed a diet of infusoria for the first few weeks. Once the fry are large enough, they can be fed a diet of brine shrimp and baby brine shrimp.


Lifespan

Care Diet Tank Mates have a lifespan of 3-5 years. However, with proper care, they can live for up to 10 years.

Care Diet Tank Mates are a popular choice for aquariums because they are easy to care for and relatively peaceful. They are also compatible with a wide range of tank mates. If you are looking for a fish that is easy to care for and will add color and life to your aquarium, then Care Diet Tank Mates are a great option.

CELESTIAL PEARL DANIO CARE GUIDE: Complete guide on Celestial Pearl Danio: care Diet, tank mates, rearing, and lifespan by LouAnne Johnson

★★★★☆ 4.8 out of 5




Language : English
File size : 1218 KB
Text-to-Speech : Enabled
Screen Reader : Supported
Enhanced typesetting : Enabled
Print length : 13 pages
Lending : Enabled



Unveiling the Urban Cheating Rich System: A Comprehensive Guide to Volume 1

In today's complex and ever-evolving urban landscape, cheating has become a rampant practice among the affluent elite. Fuelled by a desire for instant gratification, power,...



Selection, Processing, and Care of Reeds: A Comprehensive Manual for Clarinetists and Saxophonists

Reeds are essential components of clarinets and saxophones, and their quality and condition can significantly impact the instrument's sound and performance....