

Step-by-Step Guide to Mastering the Guitar in 14 Days: Unleash Your Inner Rockstar

Whether you're a complete novice or an aspiring virtuoso, embarking on a guitar-playing journey can be both exhilarating and daunting. With countless resources available, it can be overwhelming to know where to start. This comprehensive guide will empower you with the knowledge and techniques to transform you into a proficient guitarist within just 14 days. Let's dive into the enchanting world of strings and chords!

- **Familiarize Yourself with the Instrument:** Examine the guitar's anatomy, including its strings, frets, and body. Understand their functions and how they work together.
- **Practice Holding the Guitar:** Find a comfortable position for sitting or standing. Place the guitar securely against your body and use your thumb to support the neck.
- **Tune Your Guitar:** Use a tuner or online resource to ensure your guitar is in tune. This will enable you to play clear and harmonious notes.
- **Learn the Notes on the Fretboard:** Study the fretboard layout and memorize the notes corresponding to each fret. Understanding the fretboard will open up endless possibilities for chord progressions and melodies.
- **Practice Scale Exercises:** Begin practicing scale exercises, such as the major scale, to improve your finger dexterity and coordination. Scales provide the foundation for many guitar techniques.

- **Understanding Chords:** Explore what chords are and how they are formed. Learn the shapes and fingerings for basic chords, such as C, G, D, and Am.
- **Practice Chord Transitions:** Practice smoothly transitioning between chords. This will enhance your rhythm and groove.
- **Understanding Rhythm:** Study different rhythmic patterns and practice using a metronome to maintain a steady beat. Rhythm is the backbone of any musical performance.
- **Developing Your Timing:** Focus on playing chords and strumming patterns with precision. Timing is essential for keeping your music together.
- **Learn Simple Melodies:** Begin playing simple melodies using the notes you have learned. This will develop your ear training and musicality.
- **Practice Scale Runs:** Practice playing scale runs to improve your fluidity and speed. Scale runs are used extensively in solos and improvisations.
- **Discover Intermediate Chords:** Learn intermediate chords, such as major and minor 7th chords, and add them to your arsenal. These chords will enhance your harmonic options.
- **Explore Barre Chords:** Introduce barre chords, which involve using your index finger to hold down multiple strings at once. Barre chords open up new possibilities for voicings.

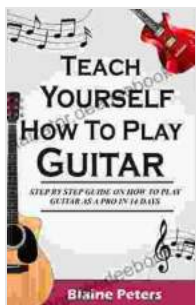
- **Focus on Accuracy:** Strive for accuracy in your playing, avoiding buzzes or muted notes. Keep your fingers close to the strings and fret firmly.
- **Develop Fingerstyle:** Learn basic fingerstyle techniques, such as fingerpicking and arpeggios, to expand your musical expressiveness.
- **Understanding Improvisation:** Explore the art of improvisation by playing over chord progressions. Create spontaneous melodies based on your knowledge of scales and chords.
- **Practice Jamming:** Find a friend or join a jam session to practice improvising with others. This will enhance your musical communication and creativity.
- **Incorporate Finger Exercises:** Practice targeted finger упражнения to improve your dexterity, speed, and accuracy. Finger exercises are essential for developing a solid technical foundation.
- **Stretch Your Fingers:** Regularly stretch your fingers to maintain flexibility and prevent strain.
- **Discover Advanced Chords:** Learn advanced chords, such as suspended and extended chords, to broaden your harmonic vocabulary.
- **Embrace Strumming Patterns:** Explore different strumming patterns to create variations in your rhythm and accompaniment.
- **Develop Ear Training:** Listen to various songs and try to identify the chords, melodies, and rhythms used. This will strengthen your musical

ear.

- **Practice Transcribing:** Attempt to transcribe simple songs by ear, writing down the chords and melodies you hear. This will improve your musical comprehension.
- **Study Music Theory:** Delve into basic music theory to understand key signatures, intervals, and chord progressions. This knowledge will enhance your musical understanding and composition abilities.
- **Explore Different Genres:** Listen to various guitar-based genres, such as rock, blues, jazz, and classical, to expand your musical horizons.
- **Practice Stage Presence:** Stand in front of a mirror or an audience and practice performing. Develop your stage presence and overcome any stage fright.
- **Rehearse Your Setlist:** Choose a setlist of songs you can confidently play and practice transitioning between them smoothly.
- **Reflect on Your Progress:** Take some time to reflect on how far you have come in just 14 days. Celebrate your achievements and acknowledge areas for improvement.
- **Continue Your Learning:** The journey of guitar mastery is an ongoing one. Continue practicing, exploring new techniques, and expanding your musical knowledge.

With dedication and consistent practice, this comprehensive guide will equip you with the skills and knowledge to become a proficient guitarist in just 14 days. Embrace the challenges, relish the progress, and enjoy the

transformative power of music. Remember, the true measure of success lies not only in mastering the guitar but in the joy and passion you find along the way. So pick up your guitar, strum your heart out, and let the strings ignite your inner rockstar!

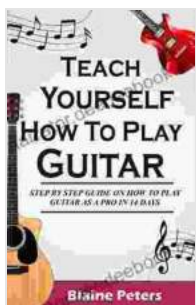


TEACH YOURSELF HOW TO PLAY GUITAR: STEP BY STEP GUIDE ON HOW TO PLAY GUITAR LIKE A PRO IN

14 DAYS by Wayne C. Booth

★★★★★ 5 out of 5

Language : English
File size : 8682 KB
Text-to-Speech : Enabled
Enhanced typesetting : Enabled
Word Wise : Enabled
Print length : 71 pages
Lending : Enabled
Screen Reader : Supported



TEACH YOURSELF HOW TO PLAY GUITAR: STEP BY STEP GUIDE ON HOW TO PLAY GUITAR LIKE A PRO IN

14 DAYS by Wayne C. Booth

★★★★★ 5 out of 5

Language : English
File size : 8682 KB
Text-to-Speech : Enabled
Enhanced typesetting : Enabled
Word Wise : Enabled
Print length : 71 pages
Lending : Enabled
Screen Reader : Supported


FREE

DOWNLOAD E-BOOK



Unveiling the Urban Cheating Rich System: A Comprehensive Guide to Volume 1

In today's complex and ever-evolving urban landscape, cheating has become a rampant practice among the affluent elite. Fuelled by a desire for instant gratification, power,...



Selection, Processing, and Care of Reeds: A Comprehensive Manual for Clarinetists and Saxophonists

Reeds are essential components of clarinets and saxophones, and their quality and condition can significantly impact the instrument's sound and performance....