


# Step-by-Step Instructions to Care for Your Precious Jewelry: A Comprehensive Guide to Preserve Its Beauty and Luster

Jewelry, a timeless adornment, holds both sentimental and intrinsic value. Preserving its pristine condition requires meticulous care and attention. This comprehensive guide will provide you with step-by-step instructions on how to take care of your jewelry, ensuring it remains a cherished possession for years to come.

## 1. Regular Cleaning: Banish Dirt and Restore Shine

Just like your skin, jewelry accumulates dirt and grime over time. Regular cleaning is essential to maintain its brilliance. Here's how to do it right:



### Step by Step Instructions to Take Care of Your Jewelry

by Simone Janson

★★★★☆ 4 out of 5

Language	: English
File size	: 2144 KB
Text-to-Speech	: Enabled
Screen Reader	: Supported
Enhanced typesetting	: Enabled
Word Wise	: Enabled
Print length	: 12 pages
Lending	: Enabled



1. **Mild Detergent Bath:** Mix a few drops of mild dishwashing liquid in lukewarm water. Submerge your jewelry in the solution and gently

agitate it with a soft brush.

2. **Ultrasonic Cleaning:** If your jewelry is particularly delicate or has intricate designs, consider using an ultrasonic cleaner. This high-frequency sound waves create vibrations that dislodge dirt from even the smallest crevices.
3. **Polishing Cloth:** For a quick touch-up, use a lint-free polishing cloth designed specifically for jewelry. Gently rub in circular motions until the shine returns.



## 2. Safe Storage: A Haven for Your Jewels

Proper storage protects your jewelry from scratches, tarnishing, and damage. Follow these tips for a secure and organized haven:

1. **Separate Compartments:** Prevent pieces from rubbing against each other by using a jewelry organizer with multiple compartments.

2. **Soft Linings:** Choose organizers with soft velvet or fabric linings to minimize scratches.
3. **Keep it Dry:** Avoid storing jewelry in humid environments, as moisture can cause tarnishing. Use silica gel packets to absorb excess moisture.
4. **Avoid Direct Sunlight:** Sunlight can damage certain gemstones over time. Keep your jewelry away from extended exposure.



### 3. Preventive Measures: Avoid Degrading Factors

Certain substances and activities can harm your jewelry. Take these precautions to prevent damage:

1. **Chemicals:** Avoid contact with harsh chemicals, perfumes, and cleaning agents.
2. **Chlorine:** Remove jewelry before swimming in chlorinated pools, as it can weaken metals and damage gems.
3. **Salt:** Keep jewelry away from salt water, as it can cause corrosion.
4. **Heat:** Avoid exposing jewelry to extreme heat, such as from hot water or blow dryers.

### 4. Professional Maintenance: Ensure Long-Term Beauty

Regular maintenance by a professional jeweler is crucial for the health of your jewelry. Here's why:

1. **Inspections:** A jeweler can inspect your jewelry for loose stones, worn settings, and other potential problems.
2. **Repairs:** If damage is detected, a jeweler can perform expert repairs to restore your jewelry to its former glory.
3. **Refurbishing:** Over time, jewelry can lose its original luster. A jeweler can refurbish it through cleaning, polishing, and replating to bring back its brilliance.




Caring for your jewelry is an investment in preserving its value and beauty. By following these comprehensive instructions, you can ensure that your precious pieces remain a source of joy and admiration for generations to come. Whether it's regular cleaning, safe storage, preventive measures, or professional maintenance, each step contributes to the longevity of your cherished jewelry.

Remember, jewelry is not just an accessory; it's a tangible expression of memories, emotions, and personal style. By properly caring for it, you honor its significance and ensure it remains a timeless treasure.

## **Step by Step Instructions to Take Care of Your Jewelry**

by Simone Janson




★★★★☆ 4 out of 5  
Language : English  
File size : 2144 KB  
Text-to-Speech : Enabled  
Screen Reader : Supported  
Enhanced typesetting : Enabled  
Word Wise : Enabled  
Print length : 12 pages  
Lending : Enabled



## Unveiling the Urban Cheating Rich System: A Comprehensive Guide to Volume 1

In today's complex and ever-evolving urban landscape, cheating has become a rampant practice among the affluent elite. Fueled by a desire for instant gratification, power,...



## Selection, Processing, and Care of Reeds: A Comprehensive Manual for Clarinetists and Saxophonists

Reeds are essential components of clarinets and saxophones, and their quality and condition can significantly impact the instrument's sound and performance....