


The Ukulele for the Complete Ignoramus: A Comprehensive Guide

The ukulele is a fun and versatile instrument that's perfect for beginners. It's small and portable, so you can take it with you wherever you go. And with its four strings, it's easy to learn to play.

If you've always wanted to learn to play the ukulele, but you don't know where to start, this guide is for you. We'll cover everything you need to know, from choosing the right ukulele to strumming your first chords.

The first step is to choose the right ukulele. There are many different types of ukuleles available, so it's important to do your research and find one that's right for you.



Ukulele for the Complete Ignoramus by Wayne Erbsen

★★★★☆ 4.6 out of 5

Language : English

File size : 11347 KB

Text-to-Speech : Enabled

Screen Reader : Supported

Enhanced typesetting : Enabled

Word Wise : Enabled

Print length : 106 pages

Lending : Enabled

FREE

DOWNLOAD E-BOOK



Here are a few things to consider when choosing a ukulele:

- **Size:** Ukuleles come in four main sizes: soprano, concert, tenor, and baritone. Soprano ukuleles are the smallest and have the highest pitch, while baritone ukuleles are the largest and have the lowest pitch. The most popular size for beginners is the concert ukulele.
- **Wood:** Ukuleles are made from a variety of woods, including mahogany, spruce, and cedar. Each type of wood has its own unique sound and appearance.
- **Price:** Ukuleles can range in price from \$50 to \$1,000. It's important to set a budget before you start shopping so that you don't overspend.

Once you've considered these factors, you can start shopping for a ukulele. You can find ukuleles at most music stores and online retailers.


Once you have your ukulele, it's time to start learning how to play. The best way to learn is to find a teacher or take a class. However, if you can't do that, there are many online resources that can help you get started.

Here are a few tips for beginners:

- **Start with strumming:** Strumming is the easiest way to play the ukulele. Once you've mastered the basic strumming pattern, you can start learning chords.
- **Learn the chords:** The most common chords on the ukulele are C, G, Am, and F. Once you know these chords, you can play hundreds of songs.
- **Practice regularly:** The key to learning to play the ukulele is to practice regularly. Even 15 minutes a day can make a big difference.

Learning to play the ukulele is a fun and rewarding experience. With a little bit of practice, you'll be able to play your favorite songs and impress your friends and family.

So what are you waiting for? Get yourself a ukulele and start playing today!



Ukulele for the Complete Ignoramus by Wayne Erbsen


★★★★☆ 4.6 out of 5

Language	: English
File size	: 11347 KB
Text-to-Speech	: Enabled
Screen Reader	: Supported
Enhanced typesetting	: Enabled
Word Wise	: Enabled
Print length	: 106 pages
Lending	: Enabled



Unveiling the Urban Cheating Rich System: A Comprehensive Guide to Volume 1

In today's complex and ever-evolving urban landscape, cheating has become a rampant practice among the affluent elite. Fuelled by a desire for instant gratification, power,...



Selection, Processing, and Care of Reeds: A Comprehensive Manual for Clarinetists and Saxophonists

Reeds are essential components of clarinets and saxophones, and their quality and condition can significantly impact the instrument's sound and performance....